

myWorld

INTERACTIVE

Inspired by you

SAVVAS realize

PROGRAMS CLASSES DATA

American History: myWorld Interactive Middle Grades

Table of contents Resources Standards eText

Table of Contents

Welcome to the C...

Topic 1: The Early Americas and European Exploration (Prehistory-1700)

Topic 2: Europ... Co... zation of America (1500...)

Topic 4: A Constitution for the United States (1776-Present)

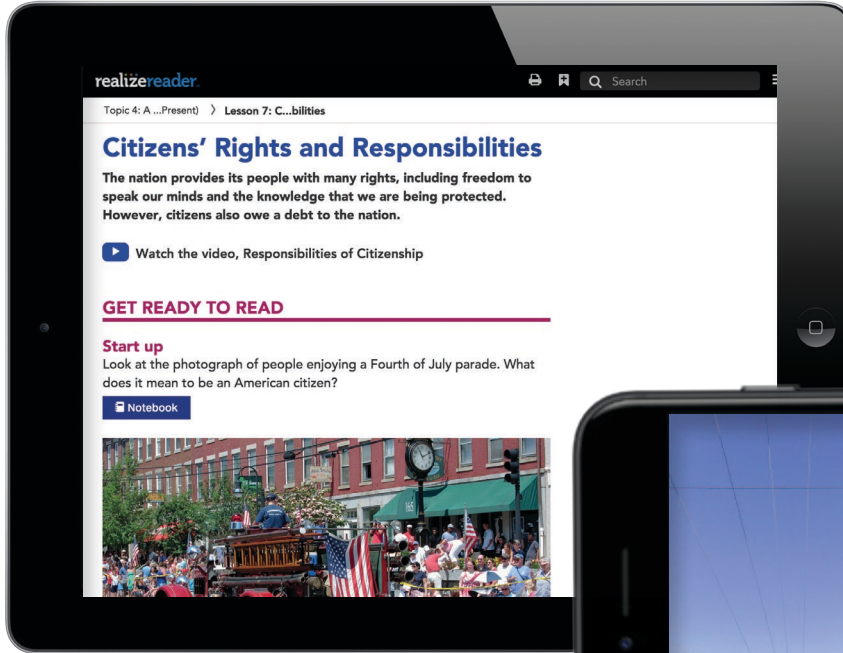
Topic 5: The Early Republic (1789-1825)

Realize a Better Way

Savvas Realize™ is the online learning management system for **myWorld Interactive**. It provides all of your content, assessment, and management tools. Realize works with your school's information system, and is integrated with Google® Classroom. A full suite of personalized teaching resources is just a click away.



Realize dashboard with programs listed



eText

Try a Free Demo Today!
 Visit Savvas.com/MWI to get your account credentials.



360 Explorations

Blended Learning

Go Digital

This groundbreaking digital experience provides anytime interactive learning—both online and offline.

Experience Social Studies

myWorld Interactive provides a wealth of multimedia and interactive content to explain and reinforce concepts.

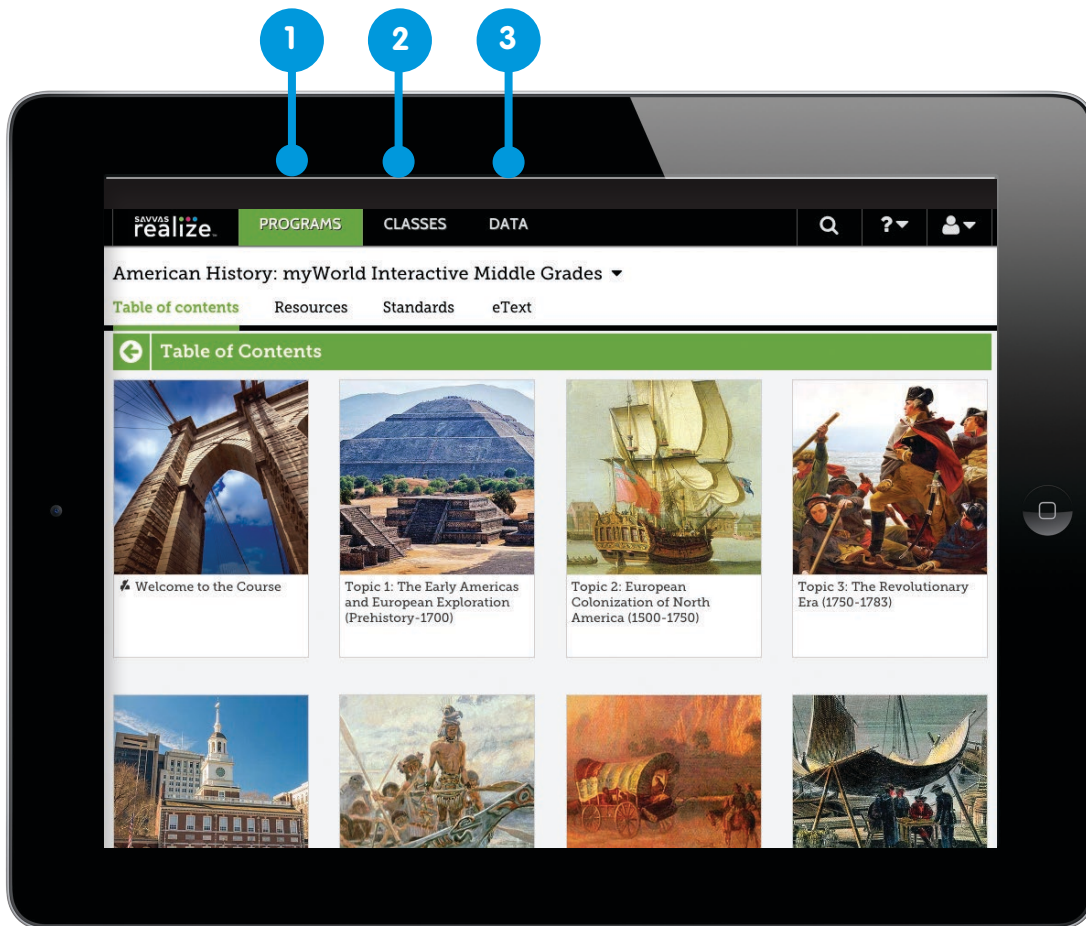
Work with Ease

Our simple-to-use program allows you to quickly find and assign content to individual students, groups of students, or the whole class.

Personalize Instruction

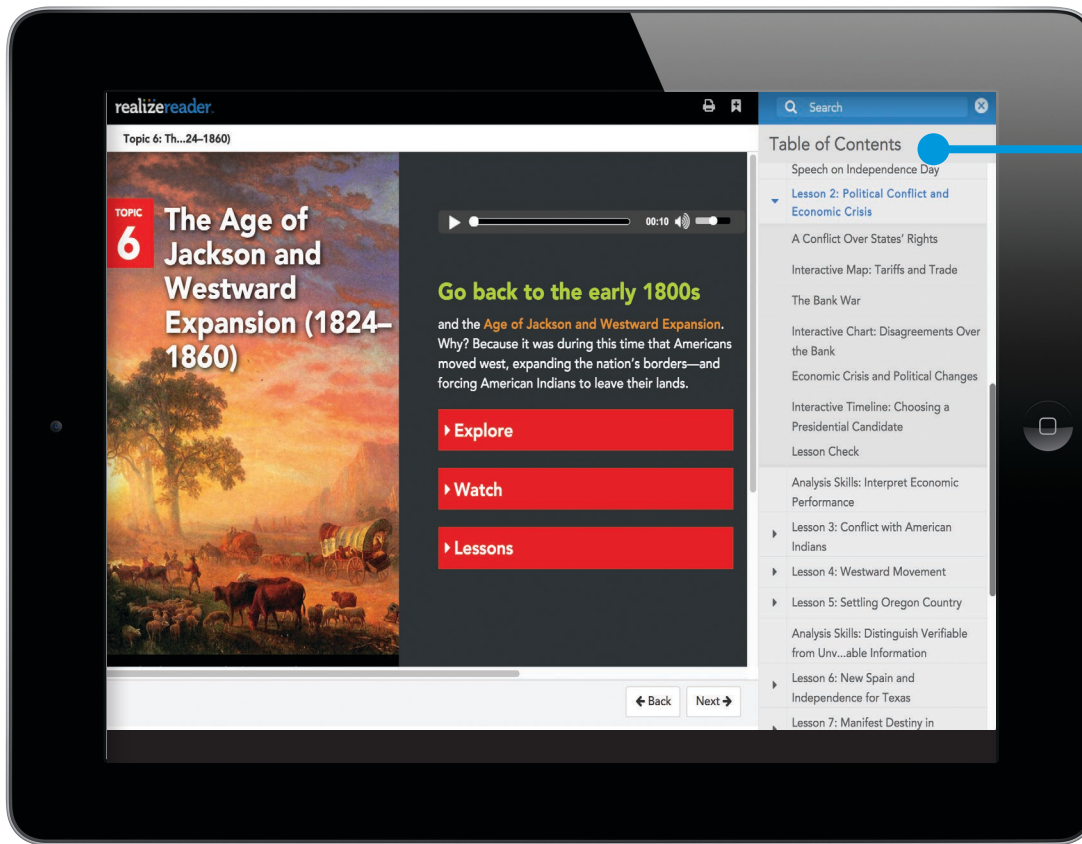
myWorld Interactive includes a suite of resources to help you effectively and efficiently meet the needs of all students.

Your Home Page



- 1 Click on **PROGRAMS** and select the title you would like to review. You will be taken to the Table of Contents for that title.
- 2 Manage your classes, assignments, and reports at a glance by clicking on **CLASSES** along the top navigation.
- 3 Click on **DATA** to view student data based on assigned work.

Realize Reader



- Click on **eTEXT** at the top of the digital page to access your digital textbook.
 - Select from the Student eText or the Teacher eText.

1 The easy-to-navigate **TABLE OF CONTENTS** lists all of the chapters and lessons, and also includes a glossary and any saved bookmarks.

- Access content **online** and **offline**. Everything syncs up when reconnected to the web.

Topic Navigation



1 From the **TABLE OF CONTENTS**, select a **TOPIC** to pull up all of your content and resources.

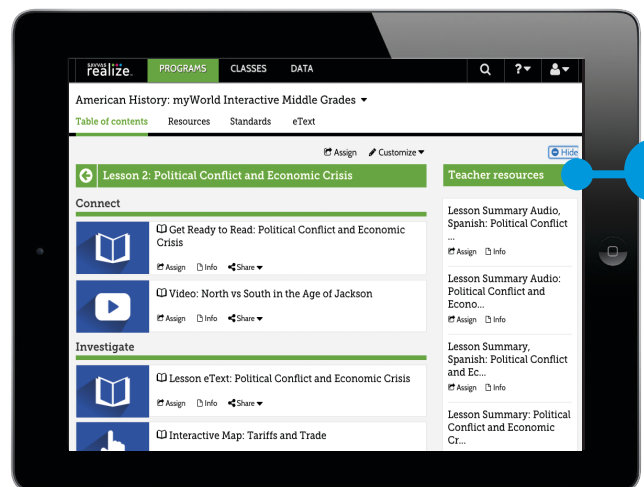
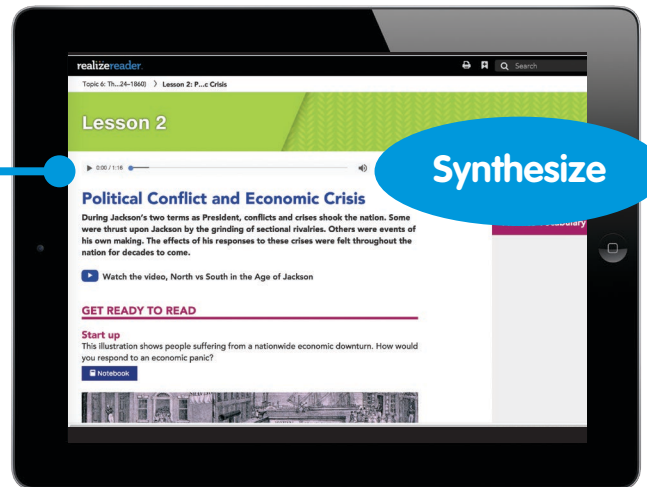
2 At the Topic level, you will see the Topic opener, Quest, lessons, and assessments.

3 Select a **LESSON** to view more content and resources.

4 Each lesson is organized around the four-part inquiry learning model: **Connect, Investigate, Synthesize, Demonstrate**

- **CONNECT** contains a start-up activity to introduce content to students.
- In **INVESTIGATE**, students can use the embedded **Notebook** as they explore content, videos, galleries, and other digital interactives.
- Students will **SYNTHESIZE** information through an online Lesson Review that brings together content from the lesson and asks them to apply the concepts they have learned.
- The lesson ends with **DEMONSTRATE** where students will take an assessment so you can check their understanding of content.

5 Select **Teacher resources** to view answer keys, lesson summaries, and other teacher support tools.



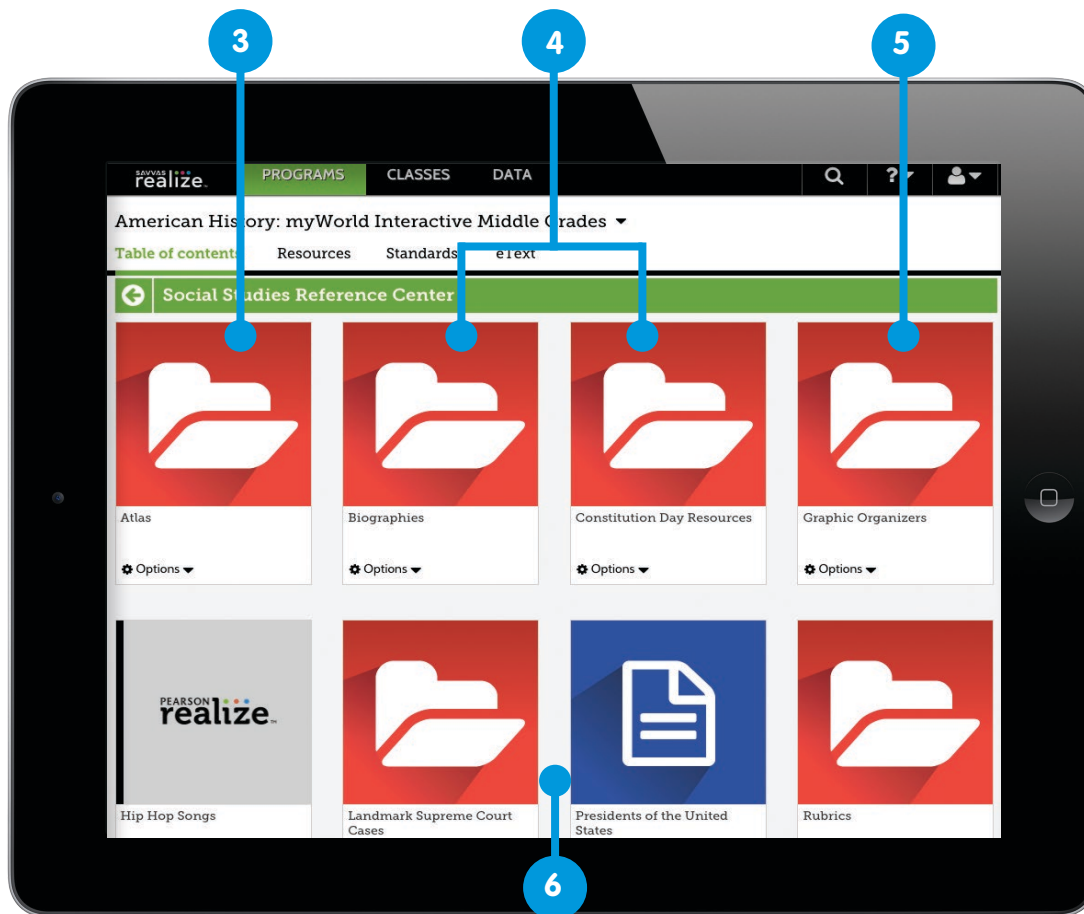
INTERACTIVE RESOURCES



You will find Interactive Resources from the **Table of Contents** and at point of use within each lesson.

- 1 INTERACTIVE RESOURCES** within lessons include:
 - Flipped Videos
 - NBC Learn videos
 - Primary Source image galleries
 - 360 Explorations
 - Simulations
 - Charts
 - Timelines
 - Maps

- 2 Use the REFERENCE CENTER** to find graphic organizers, maps, outline maps, primary sources, famous speeches, biography cards, and rubrics.



- 3 **ATLAS** to orient students to social studies content.
- 4 **BIOGRAPHIES** and **CONSTITUTION DAY RESOURCES**.
- 5 **GRAPHIC ORGANIZERS** help students comprehend History-Social Science content.
- 6 Model **21ST CENTURY SKILL TUTORIALS** with your students using **VIDEOS, REFERENCE GUIDES,** and **ASSESSMENTS**.

Browse and Search



- Browse by Table of Contents to access lessons.

1 SEARCH by keyword

- Find targeted resources by narrowing your search to grade, media type, or content type.



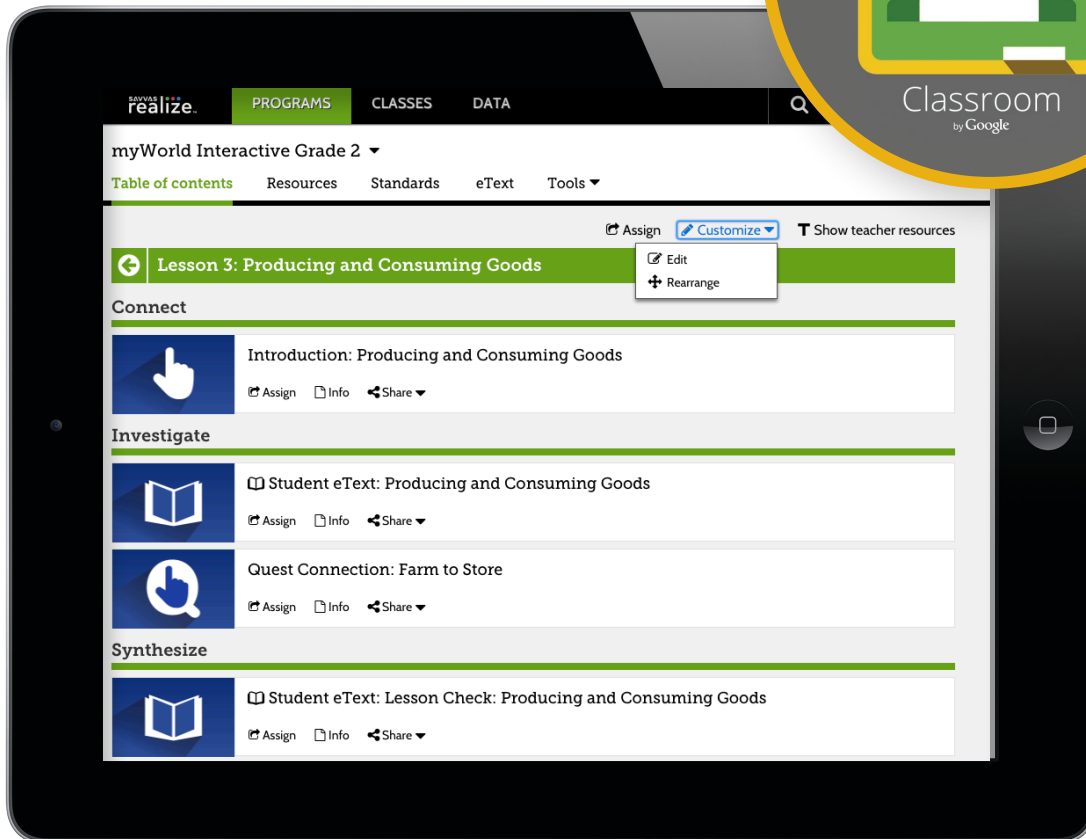
- ### 2
- Add thousands of vetted **OpenEd** resources quickly and easily.

Customize Curriculum

Share supported content with

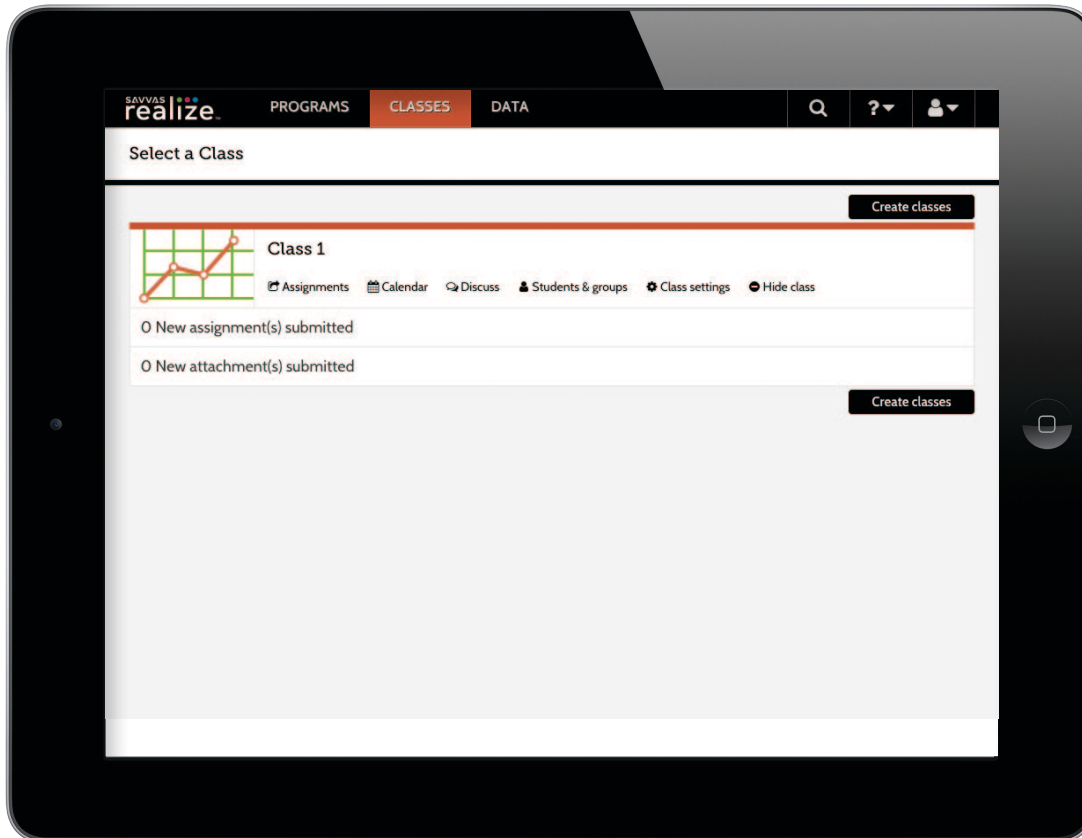


Classroom
by Google



- **Rearrange** chapter and lesson resources.
- **Edit** program resources and assessments.
- **Upload** your own content and **add** links to your lesson.

Classroom Management Tools



- Click on **CLASSES** to manage your classes, assignments, and reports at a glance.
- Use the links under the name of each class to manage **assignments, the calendar, students & groups, and class settings.**



1 Select **ASSIGNMENTS** to view an assignment's status for the class. You can make edits to the assignment and preview the assignment.

2 Select **CALENDAR** to view all class assignments by week or by month. You can auto schedule lesson plans for the entire year and block days out in advance.

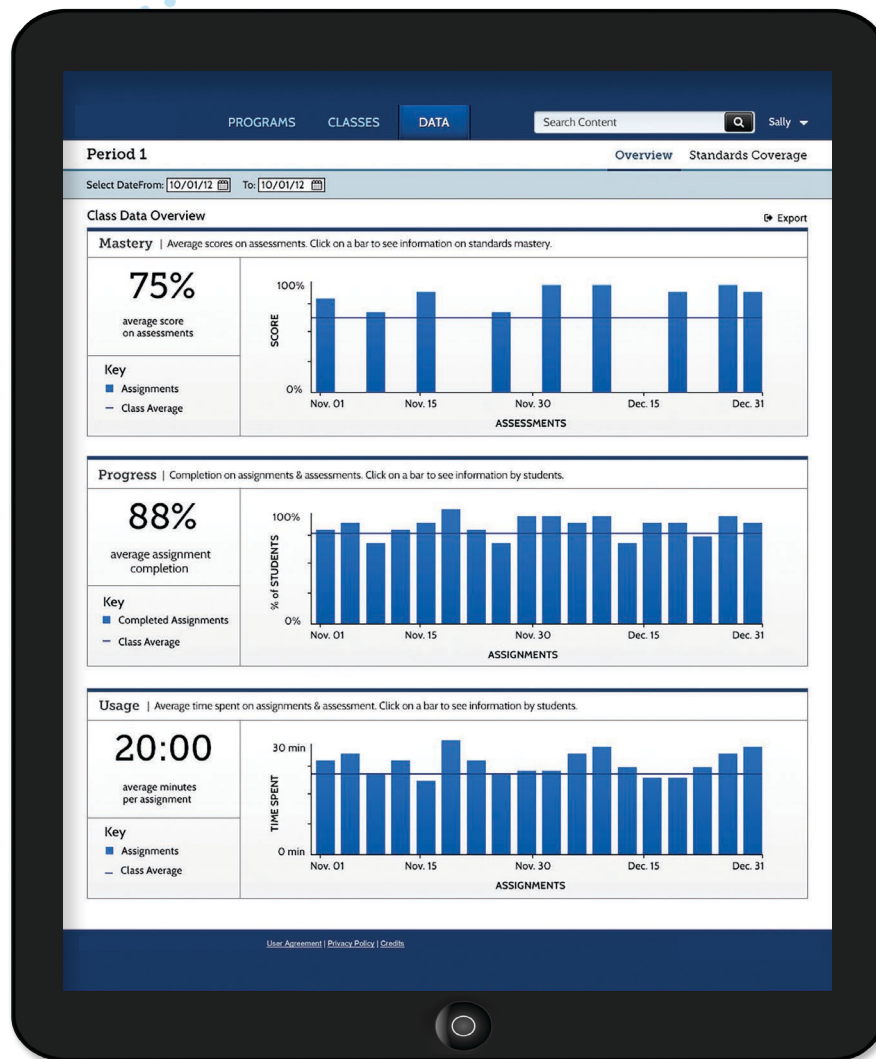
3 Select **DISCUSS** to begin a discussion topic.

4 Select **STUDENTS & GROUPS** to view student information, add students, and view assignments.

Assess and Remediate


The image shows two tablets displaying educational assessment questions. The left tablet displays a question titled "Quiz: Political Conflict and Economic Crisis" asking "What happened as a result of bank closures and the Panic of 1837?" with four multiple-choice options: A. The nation suffered a significant depression, B. Laissez-faire economics became more popular, C. State banks were reopened with government money, and D. The method used to nominate presidential candidates changed. The right tablet displays a question titled "Topic Test: The Age of Jackson and Westward Expansion" asking "Based on this early illustration of Cherokee Pass in the Rocky Mountains, which of the following was most likely to be a concern to many settlers traveling on the Oregon Trail?" with four multiple-choice options: A. sickness, B. flooding, C. early snows, and D. blistering heat. A yellow circle with the text "Includes Technology-Enhanced Items" is overlaid on the right tablet.

- Pre-assess with **DIAGNOSTIC TESTS**. Check what students know and provide targeted remediation with auto-graded lesson quizzes and chapter tests, and monitor student readiness with assessments.




Track, Record, and Manipulate Data.


- Click on **DATA** to view student data based on assigned work.
- Select a **CLASS** to view assessment items and monitor scores.
- Instantly access student and class data that shows mastery on assessments, online activity, and overall progress.
- Click to reveal more detailed information about **STUDENT MASTERY, PROGRESS, and USAGE.**




myWorld Interactive
World Geography™
Survey




myWorld Interactive
World Geography:
Eastern Hemisphere



myWorld Interactive
World Geography:
Western Hemisphere



myWorld Interactive
World History™
Survey



myWorld Interactive
World History:
Early Ages



myWorld Interactive
American History™



myWorld Interactive
American History™:
Beginnings to 1877

myWorld

I N T E R A C T I V E

Sign up for a free demo at Savvas.com/MWI

SAVVAS
LEARNING COMPANY

Savvas.com
800-848-9500

Copyright © 2020 Savvas Learning Company LLC All Rights Reserved.
Savvas™ and Savvas Learning Company™ are the exclusive trademarks
of Savvas Learning Company LLC in the US and in other countries.

SAM 9781418291389
ADV 9781418291396

Join the Conversation
@SavvasLearning



Get Fresh Ideas for Teaching
Blog.Savvas.com